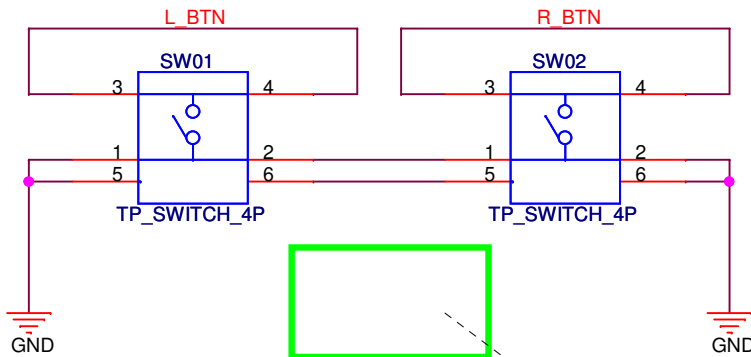
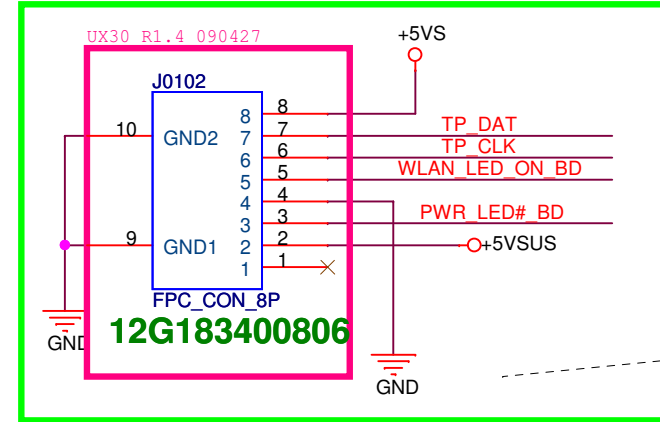
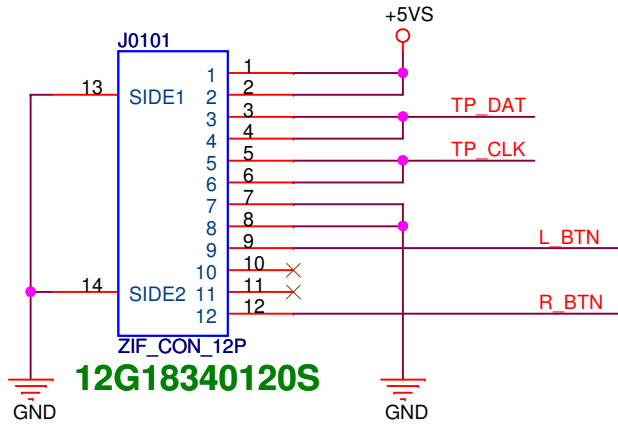
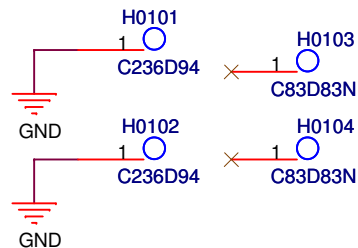
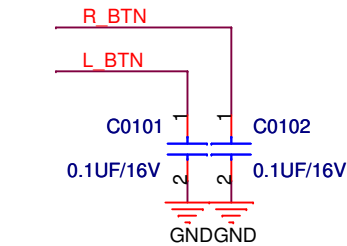
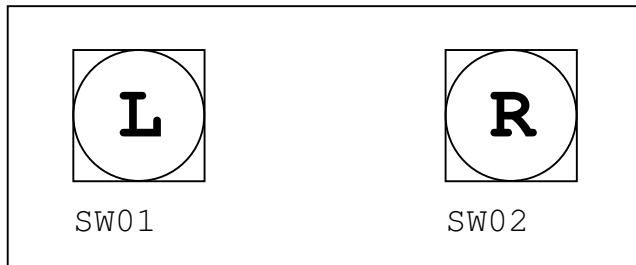


# TOUCH PAD CONN

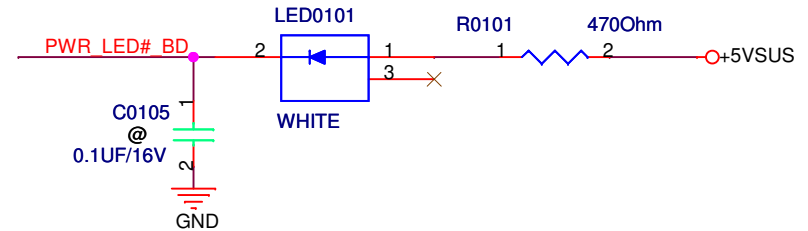
# MB CONN



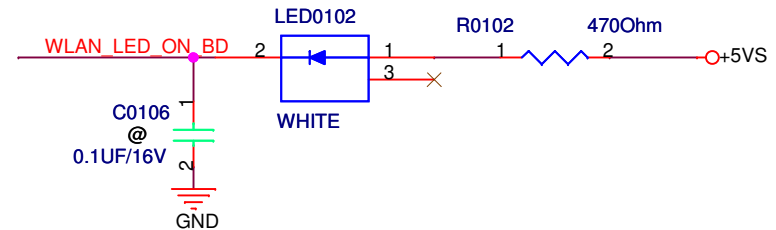
R2.0 on 090601



## POWER LED



## WireLess/BT LED



|                             |  |                              |            |
|-----------------------------|--|------------------------------|------------|
| <b>ASUS</b>                 |  | <b>Title : E30 TOUCH PAD</b> |            |
| ASUSTeK COMPUTER INC. NB1   |  | <b>Engineer:</b>             |            |
| Size<br>A                   | Project Name<br><b>UX30 TOUCH PAD BD</b> |                              | Rev<br>2.0 |
| Date: Monday, June 08, 2009 |  | Sheet 1 of 2                 |            |

UX30 TOUCH PAD BD R1.1 Change List

- 1. Change J0102 from 6 pin to 8 pin and change pin define for PM spec change
- 2. Add LED0101 and R0101 for PM spec change
- 3. Add LED0102 and R0102 for PM spec change

UX30 TOUCH PAD BD R2.0 Change List

- 1. Delete C0103 and C0104



Title : HISTORY

<OrgName>

Engineer: Uei Lee & Hacken

Size

B

Project Name

UX30 TOUCH PAD BD

Rev

2.0

Date: Monday, June 01, 2009

Sheet 2 of 2